

UASure

Blood Uric Acid Meter

Quick Guide



ApexBio
Taiwan

Code Card Port

Display
Screen



Push Button

Test Strip Holder



Code Card

Apply
Blood Here



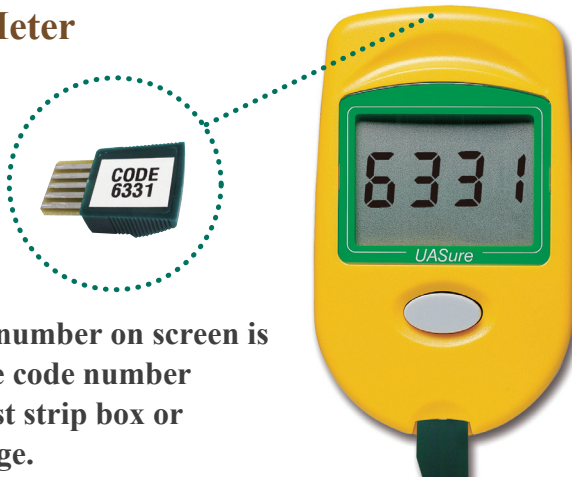
Uric Acid Test Strip

How to Install the battery?



(3V Lithium Coin Cell battery x 1)


Coding the Meter



Verify that code number on screen is the same with the code number printed on the test strip box or aluminum package.

Testing Your Uric Acid

1




Insert a UASure Blood Glucose Test Strip into the meter with the facing up.

2

Apply blood

DO NOT add or apply a second drop of blood. This may cause false result.



3



Read the result in **30** seconds

Understanding Your Uric Acid Test Results

Normal Blood Uric Acid Readings

Target blood uric acid levels are as follows:



Male: 3.5 ~ 7.2 mg/dL (208 ~ 429 μ mol/L)



Female: 2.6 ~ 6.0 mg/dL (155 ~ 357 μ mol/L)

五鼎生技

ApexBio
Taiwan

No. 7, Li-Hsin Rd. V, Hsinchu Science Park, Hsinchu, Taiwan, R.O.C.

TEL: 886-3-5641952 FAX: 886-3-5678302

E-mail: info@apexbio.com Website: www.apexbio.com